

WESTFIELD[®]

TFX2 80

TFX2 100



TFX2 Series Augers

Our Best Farm Proven Features

Main Tubes

Main tube connections are welded and flanges are bolted together for maximum strength. Aircraft cable trussing on longer units provide rigidity for transport and operation.



Top Drive

Sealed, grease-lubricated top drives feature forged steel sprockets and heavy-duty chain for reliable, maintenance-free operation. Sprockets and chains are matched to auger capacity and protected by durable cast aluminum covers.

Upper Driveshaft

Durable, oil-impregnated hardwood driveshaft bearings provide long life and smooth, quiet operation. Should replacement become necessary, split bearings, can be installed without disassembling the driveshaft. Galvanized driveshaft shields provide critical safety and weather protection yet allow visual inspection of driveshaft components.



Self Propelled Mover Kits


- One person can position even our largest auger with ease
- The kit can be installed on all TFX2 augers without modification
- A central control panel lets you raise, lower and drive the unit
- Hydraulic motors on each wheel provide maximum traction on soft ground or over snow
- Proven operator convenience and safety design features

Controls

Single-sided controls allow for improved accessibility and ease of use.

Dolly wheel lift to raise and lower auger intake and raise dolly wheels for transport

Hydraulic winch control for raising and lowering auger discharge



Push bar for guiding auger direction left and right

Hydraulic wheel drive control for moving auger forward and reverse

The Westfield Name

When you make only one product, you get to be very good at it. For over 50 years, Westfield has developed and refined the best grain augers available. We've learned that farmers want affordable, simple and straightforward designs for labor saving performance and dependability. Westfield's grain augers are built with the best materials, components and features to provide value and performance you can count on. This is our promise and the reason why we are the industry leader.

Farmers choose Westfield when looking for quality grain handling equipment because:

- We make our own auger tubing and flighting in order to maintain rigid quality control from the beginning of the manufacturing process and ensure value is built into every unit sold
- Westfield's earned a reputation for innovation and reliability by combining traditional craftsmanship with the latest in metal fabrication technology
- We support our products through a 14,000-store dealer network and series of regional warehouses, stocking critical parts for fast delivery
- Our extensive product line allows customers to choose models for their specific applications
- We've created the industry standard through our commitment to safety and ease of operation

The TFX2 Features Several Design Enhancements



New intake "lock" to prevent the intake from shifting in transport



Chain coupler on driveshaft



Larger drive bearings



Bolt on downspout



New manual holder and service decals for convenience



The TFX2 80 with improved intake flight for maximum capacity



*TFX2 80-41 shown with optional hopper.



Frame Wheels

Narrow dolly frame wheels allow excellent maneuverability and raise completely for transport. These wheels easily fit between hopper bottom bin uprights for unloading convenience.



Pump and Oil Reservoir

High capacity hydraulic pump and frame mounted oil reservoir.

More Performance, Better Value



Rugged Frame Design (shown with optional hopper)

Streamlined A-frame design provides proven stability at the bin and during transport. Wide axles with cast iron hubs and tapered roller bearings are standard.



Extended Reach (shown with optional hopper)

An undercarriage design that allows up to 40% longer reach at the intake end of the auger for better access to bins, while maintaining proper balance.

Intake Safety Shield



*TFX2 80-41 shown with optional hopper.

Stub Flight Section

Westfield Flighting

All Westfield flighting is precision-formed in-house to maintain quality control and ensure replacement parts will be available if you need them.

TFX2 models feature a convenient, replaceable lower flight stub section that quickly bolts into place and a lower-pitched intake flight to improve initial feeding rates.

Unlike competitive brands which increase flight edge thickness by roll-forming, Westfield continuously welds on a full 10-gauge wear edge at a critical grain transfer points. This means extra strength and service life where you need it most.

Intake shields are designed to provide optimal grain flow and operator protection. Please keep them in place.

Quick-detach tow hitches are standard on most models.



Drive Options

The TFX2 model's choice of drive options means versatility and the ability to adapt to future needs.



PTO

Heavy-duty PTO shaft mounts low on the undercarriage to minimize angle of the universal joints and increase service life. Comes standard with transport saddle for PTO shaft.



EMD


Available for all auger sizes. See chart on back page for horsepower and motor pulley requirements. Standard double belt pulley drive.



MD

Self-leveling gas engine mount with adjustable belt tension arm for engaging and disengaging auger while motor is running.

Add These Optional Features



Electric Clutch with Remote Controls

Allows operator to start and stop the auger without shutting down gas engine drives. Quick installation and controls at intake and discharge end of auger. Fill truck boxes to optimal levels and provide another level of safety shutdown during operation.



Hydraulic Winch Lift Kit

Raise and lower auger easily with hydraulics. High capacity winch with automatic brake. Standard with all Self Propelled Auger Mover Kits, optional for all TFX2 models and sizes.




Flex Spouts

Optional five-section bucket flex spouts direct grain and reduces spillage. Several sizes available in poly or galvanized steel.



Poly Hoppers

Durable, flexible poly hoppers allow easy grain handling with minimum spillage. Two sizes are available for TFX2 augers; the regular poly hopper ideal for 8" augers and the new larger "V" hopper for 10" augers.



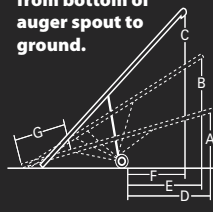
NEW TFX2 Hopper

Optional intake hopper makes it easier to unload bins and fill trucks without using a poly hopper. Also features self levelling and detachable hitch.

TFX2 AUGER GENERAL SPECIFICATIONS

	TFX2 831	TFX2 836	TFX2 841	TFX2 846	TFX2 851	TFX2 1031	TFX2 1036	TFX2 1041
Overall Length	31'/9.45m	36'/10.97m	41'/12.02m	46'/14.02m	51'/15.54m	31'/9.45m	36'/10.97m	41'/12.50m
Auger Tube	14 GA (1.9mm) welded steel							
Flighting	10 GA (3.4mm) stretched and welded					7 GA (4.6mm) stretched and welded		
Intake Flighting	¾" removable intake flighting includes wear edge					¾" removable intake flighting includes wear edge		
Flight Shaft	1.66" OD x 11 GA (31.8mm x 3.1mm) tubing					2" OD x 11 GA (50.8mm x 3.1mm) tubing		
Drive Shaft	1¼" OD x 11GA (31.8mm x 3.1mm) tubing							
Drive Shaft Bearings	1¼" (31.8mm) oil impregnated hardwood bearings							
Tube Trussing Cable	N/A	N/A	N/A	¾" (7.9mm) aircraft-type galvanized cable		N/A	N/A	N/A
Track	high yield 11 GA (3.1mm) roll formed							
Track Shoe	2¾" (69.9mm) steel roller							
Undercarriage	T-frame, adjustable C-channels							
Axle	2½" x 11GA (63.5mm x 3.1mm) tubing							
Hubs & Wheels	4 bolt automotive-type hub, 15" (381mm) wheels							
Lift Cable	¾" (6.4mm) aircraft-type galvanized cable							
Tires Required	15" (381mm) automotive tires							
PTO Driveline	pin stop, non-separable, shielded							
Top Drive	60# roller chain and hardened steel sprockets							
Top Drive Bearings	1" (25.4mm) and 1¼" (31.8mm) flangette collar lock sealed ball bearings					1" (25.4mm) and 1¼" (31.8mm) pillow block		
Winch	reduction geared with automatic brake							
Gearbox	forged steel gears with tapered roller bearings							
HP Requirements	see horsepower chart							
Wheel Tread	see height, reach and wheel tread specifications chart							

HEIGHT, REACH AND WHEEL TREAD SPECIFICATIONS

	A Height Lowered	B Height Halfway	C Height Raised	D Reach Lowered	E Reach Halfway	F Reach Raised	G Intake Reach	Wheel Tread	 <p>Heights measured from bottom of auger spout to ground.</p>
TFX2 1031	8'8"/2.64m	13'11"/4.24m	19'1"/5.82m	11'7"/3.53m	10'4"/3.15m	8'7"/2.62m	10'2"/3.10m	7'4"/2.24m	
TFX2 1036	9'2"/2.79m	15'6"/4.72m	21'9"/6.63m	13'7"/4.14m	12'5"/3.78m	10'10"/3.30m	12'2"/3.71m	7'4"/2.24m	
TFX2 1041	10'5"/3.18m	18'9"/5.72m	27'1"/8.26m	15'9"/4.80m	14'/4.27m	11'6"/3.51m	12'9"/3.89m	8'4"/2.54m	
TFX2 831	9'6"/2.90m	14'3"/4.34m	19'/5.79m	11'3"/3.43m	9'10"/3.00m	7'11"/2.41m	10'2"/3.71m	7'4"/2.24m	
TFX2 836	9'10"/3.00m	15'10"/4.83m	21'10"/6.65m	13'4"/4.06m	11'10"/3.61m	10'/3.05m	12'2"/3.63m	7'4"/2.24m	
TFX2 841	10'10"/3.30m	18'9"/5.72m	27'1"/8.26m	15'8"/4.78m	13'11"/4.24m	11'1"/3.38m	12'9"/3.89m	8'4"/2.54m	
TFX2 846	11'3"/3.43m	21'4"/6.50m	30'7"/9.32m	17'8"/5.38m	15'7"/4.75m	12'10"/3.91m	14'9"/4.50m	8'4"/2.54m	
TFX2 851	12'/3.66m	23'11"/7.04m	34'11"/10.39m	20'2"/6.15m	18'/5.49m	14'10"/4.52m	16'10"/5.13m	8'4"/2.54m	

HORSEPOWER REQUIREMENTS

	Gas HP	Gas KW	Electric HP	Electric KW
TFX2 831	16 - 18	12 - 13	5	3.7
TFX2 836	16 - 18	12 - 13	5 - 7.5	3.7 - 5.6
TFX2 841	18 - 20	14 - 15	5 - 7.5	3.7 - 5.6
TFX2 846	22 - 25	16 - 18	7.5	5.6
TFX2 851	25 - 27	19 - 20	7.5	5.6
TFX2 1031	20 - 25	15 - 18	7.5 - 10	5.6 - 7.5
TFX2 1036	27 - 30	20 - 22	10 - 15	7.5 - 11
TFX2 1041	30 - 35	22 - 26	10 - 15	7.5 - 11



SAFETY FIRST!

We know you work long and hard, especially during harvest. Please take the time to put safety first:

Westfield augers are designed with operator safety in mind and incorporate many safety features. Everyone operating an auger must read and understand the operator's manual and safety decals before attempting to operate the unit. Do not modify this implement in any way. Use only for intended purposes. Keep all safety shields in place while operating. Never operate with any safety shields or guard removed or modified. Never transport the unit in a raised position. Check overhead before raising. Never attempt to service the auger while it is running. Keep children, pets and untrained personnel away from work area.

WESTFIELD®

Box 39, Rosenort, Manitoba, R0G 1W0 Toll Free: 1-866-467-7207 Web: www.grainaugers.com Email: sales@grainaugers.com