

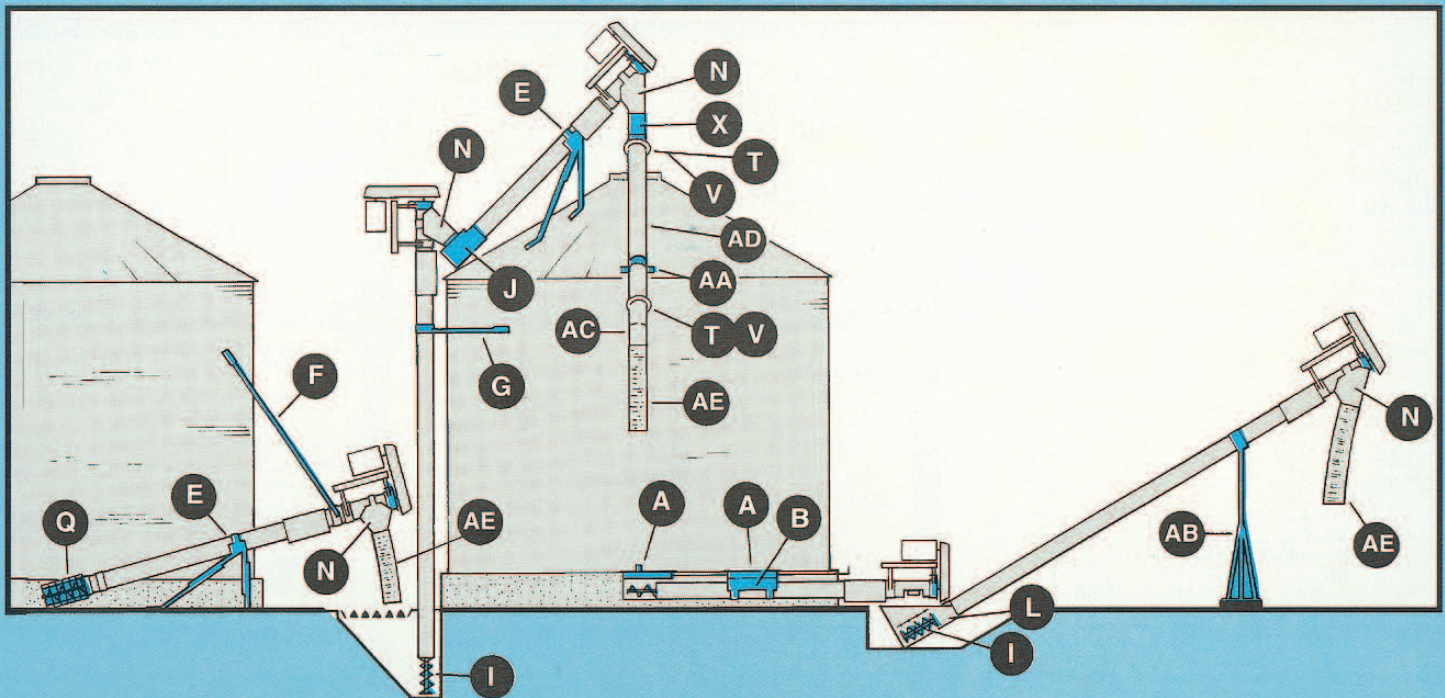
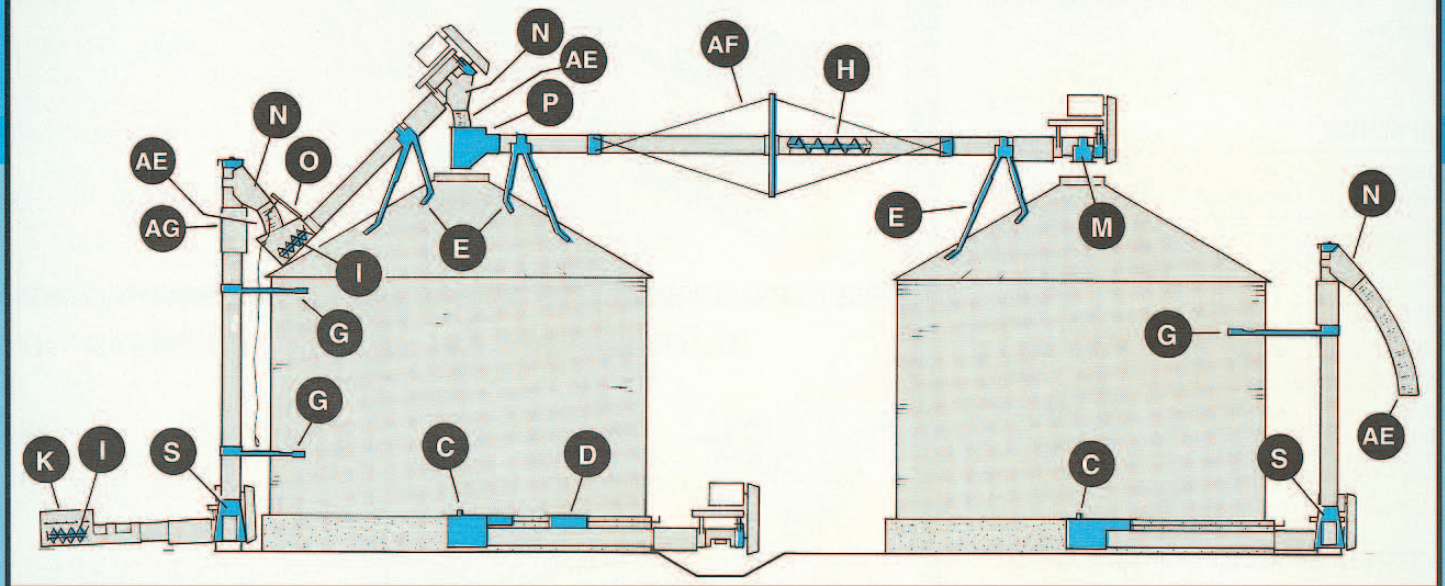


# ALL-PURPOSE AUGERS

6", 8", 10" & 12" sizes for HORIZONTAL, INCLINED OR VERICAL applications . . .

*Select the systems to do the job!*

CIRCLED LETTERS REFER TO COMPONENT PARTS SHOWN ON FOLLOWING PAGES.







NECO's "All Purpose Auger" line consists of the same basic components used in our "Modular" line. By combining the universal power discharge head and common auger extensions with specific components, this line easily meets your customers requirements for bin unloading, bin loading, or transfer systems, regardless of bin size or system type. The customer can easily change or add on to these systems at any time without modifications.

#### CAPACITIES \*

Discharge Type	6"	8"	10"	12"
Horizontal, Vertical Force Feed & Step-Up Incline	440 RPM	440 RPM	320 RPM	270 RPM
Horizontal, Vertical Force Feed & Step-Up Incline	800 to 1100	2000 to 2500	3500 to 4000	5000 to 5500
Same Size Incline	600 to 850	1500 to 1900	2700 to 3000	3750 to 4200
Vertical Gravity Feed	400 to 550	1000 to 1250	1750 to 2000	2500 to 2750

\* Dry Corn Rated

#### HORSEPOWER REQUIREMENTS


Rated in horizontal position at RPM listed in dry corn. If used in high moisture grain, use next larger motor.

	Length	HP	Belts
6" 440 RPM	Up to 11'	3/4	1
	12' - 15'	1	1
	16' - 31'	2	1
8" 440 RPM	Up to 14'	2	1
	15' - 20'	3	2
	21' - 34'	5	2
	35' - 43'	7.5	3
10" 320 RPM	Up to 20'	5	2
	21' - 31'	7.5	3
	32' - 43'	10	3
	44' - 59'	15	4
12" 270 RPM	Up to 15'	5	3
	16' - 21'	7.5	3
	22' - 31'	10	3
	32' - 43'	15	4
	44' - 63'	20	3 *

\* Discharge head with Speed Reducer mounted.

NOTE: Speed reducer drives are available on all discharge heads. See price list for details.

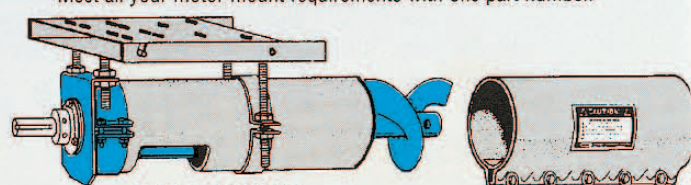
#### PLASTIC BELT SHIELD



Gear reduction drive available on all units.

#### E-Z OFF MOTOR MOUNT

No tools required to remove top channel with motor. Off-site storage of motor for theft protection. Power several systems with the same motor. Meet all your motor mount requirements with one part number.




#### DISCHARGE HEAD

Standard head used on all underbin auger, vertical auger, all purpose auger, include auger and roof auger applications.

#### TUBE & AUGER EXTENSIONS

Extensions consist of a tube, auger flight, connecting shaft and tube connecting sleeve. Standard lengths are 2', 4' 6", 8', 10', 12', 14', 16', 18', and 20'. Augers and tubes are exactly the same length. Exposed auger inlet is designed into the power discharge head. Small inventory of auger extensions meet a wide variety of applications. Same extensions for underbin augers, vertical augers, all purpose augers, incline augers and roof augers.

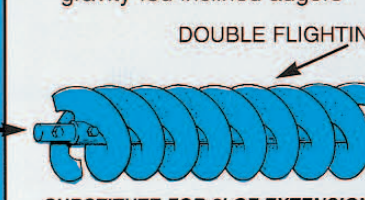


1-1/4" shafts on 6" and 8"  
1-1/2" shafts on 10" and 12"

Heavy duty flighting is available on 6", 8" and 10".  
Heavy duty flighting is standard on 12".

#### 2' DOUBLE-LEAD FLIGHTING INTAKE AUGER SECTION

"Helps increase capacity on gravity-fed inclined augers"



SUBSTITUTE FOR 2' OF EXTENSION

AUGER (8" STD + 2" DOUBLE = 10")

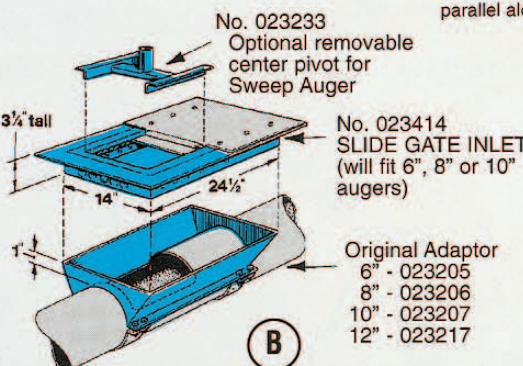
6" 022948 10" 022950

8" 022949 12" 022951

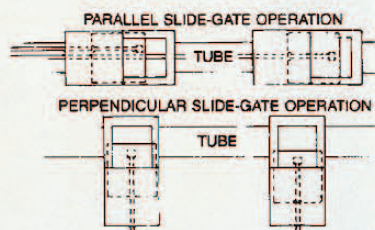
A

#### COVERED SLIDE-GATE INLET WITH ROLLERS

Five different control rod positions allows use of five slide-gate inlets parallel along tube with 1/2" pipe control rods positioned side by side.

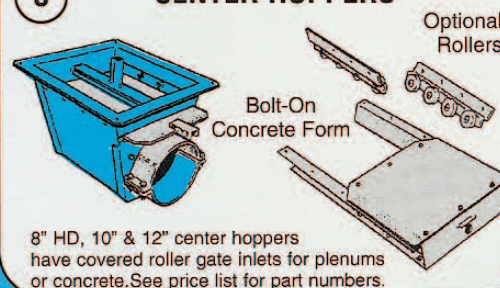


SLIDE-GATE INLET IS MOUNTED IN CONCRETE ABOVE AUGER BUT IS NOT ATTACHED TO THE TUBE. Control rods furnished by customer.



C

#### CENTER HOPPERS




8" HD, 10" & 12" center hoppers have covered roller gate inlets for plenums or concrete. See price list for part numbers.

D

#### INTERMEDIATE HOPPERS

Flange is removable.



8" HD, 10" & 12" intermediate hoppers have covered roller gate inlets for plenums or concrete. See price list for part numbers.

E

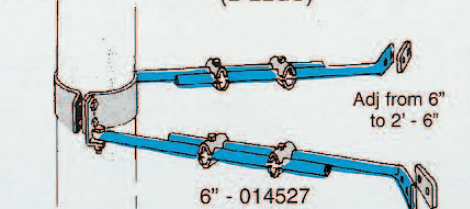
#### ADJUSTABLE SUPPORT BRACKET FOR AUGERS AND DOWN SPOUTING (4 LEGS)



Each leg adjustable from 2' - 0" to 5' - 6"

G

#### ADJUSTABLE BIN BRACKET (2 LEGS)

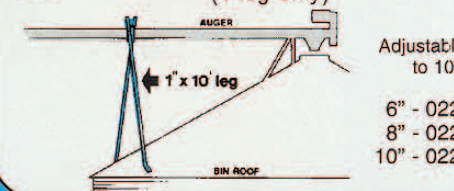


Adj from 6" to 2' - 6"

6" - 014527  
8" - 014528  
10" - 014529

F

#### SUPPORT LEG WITH CLAMP (1 leg only)




Adjustable up to 10'

6" - 022680  
8" - 022681  
10" - 022682

H

#### NYLATRON PERIPHERAL BEARING (with attaching bolts)

Helpful where part of auger will run without grain. Prevents steel to steel wear. Ideal for use in multiple inlet under-bin installations.

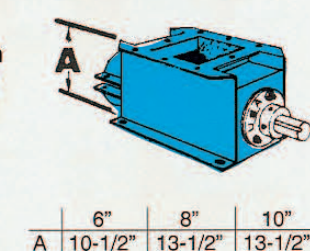


6" - 035234  
8" - 035235  
10" - 035236

To be attached with small bolts by customer.

#### HORIZONTAL INTAKE BOOT WITH IDLER BEARING AND SHAFT

(Drive from either end)




6" - 022318  
8" - 022323  
10" - 022328  
12" - 022333

6" 10-1/2" 8" 13-1/2" 10" 13-1/2"

M


#### SQUARE OUTLET



6" - 024236  
8" - 024234  
10" - 024235  
12" - 024237

P

#### LOW THRU INTAKE HOPPER



NOTE: 6" has a 8" square outlet. 8" has a 10" sq. outlet and the 10" has a 14" sq. outlet

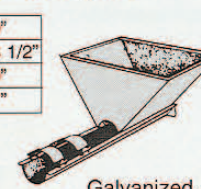
6" - 021243  
8" - 021244  
10" - 021245

K

#### HOPPER FOR HORIZONTAL AUGER with protective grate

	6"	8"	10"
Width	20"	22"	28 1/2"
Length	16 1/4"	20"	20"
Height	13"	16"	21"

\*Hopper only




Galvanized.

6" - 022197  
8" - 022204  
10" - 022211

L

#### HOPPER FOR INCLINED AUGER

6" - 022171  
8" - 022177  
10" - 022180



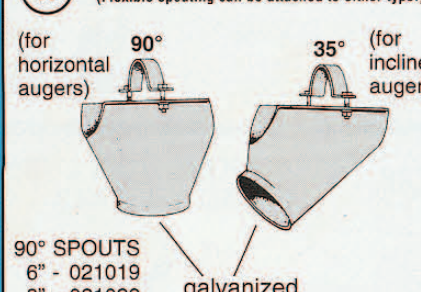
	6" & 8"	10"
Width	45"	48"
Length	28"	31 1/2"
Height	20"	23"

Galvanized with protective grate.

N

#### DISCHARGE SPOUTS

(Flexible spouting can be attached to either type.)



90° SPOUTS  
6" - 021019  
8" - 021022  
10" - 021025  
12" - 021028

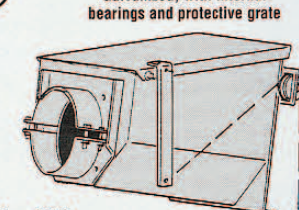
galvanized

35° SPOUTS  
6" - 018907  
8" - 018909  
10" - 018911  
12" - 047518

O

#### ROOF AUGER HOPPER

Galvanized, with internal bearings and protective grate



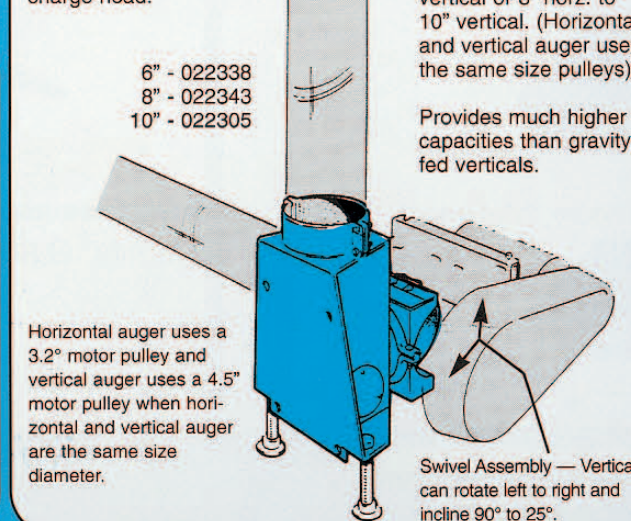
Order 1/8" cable separately.

6" 048977 10" 048979  
8" 048978 12" 048980

S

#### VERTICAL FORCE FEED INTAKE BOOT

Drive can be on intake boot or on upper discharge head.



Horizontal auger uses a 3.2" motor pulley and vertical auger uses a 4.5" motor pulley when horizontal and vertical auger are the same size diameter.

Vertical auger can be stepped up one size, i.e. 6" horizontal to 8" vertical or 8" horz. to 10" vertical. (Horizontal and vertical auger use the same size pulleys).

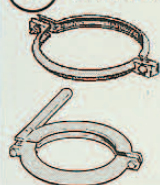
Provides much higher capacities than gravity-fed verticals.

Swivel Assembly — Vertical can rotate left to right and incline 90° to 25°.

MORE ACCESSORIES



## T FLANGE RING CONNECTOR

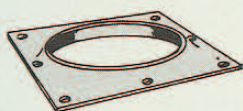


"SWIVEL TYPE"  
6"-035379 10"-035384  
8"-035382 12"-035385

"QUICK CLAMP"  
6"-036789 10"-036791  
8"-036790 12"-036792

## U SQUARE FLANGE RING

Use only to discharge from round into square.



6" - 035163  
8" - 035164  
10" - 035165  
12" - 035166

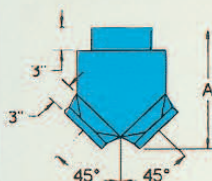
## V ROUND FLANGE RING



6" - 035178  
8" - 035230  
10" - 035180  
12" - 035181

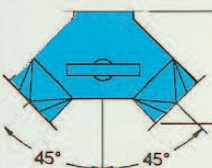
## W TWO-WAY VALVES "X"

Standard-Tube Inlets/Outlets



Size Model "A"  
6"-034395 14 3/4"  
8"-034398 17 1/4"  
10"-034401 19 3/4"  
12"-034404 22"

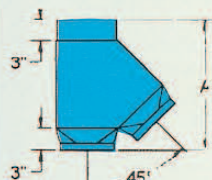
Heavy Duty-Flanged Inlets/Outlets



Size Model "A"  
6"-034502 10"  
8"-034516 12 1/2"  
10"-034524 20 1/2"  
12"-N/A

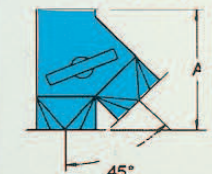
## X TWO-WAY VALVES "Y"

Standard-Tube Inlets/Outlets



Size Model "A"  
6"-034396 12 5/8"  
8"-034399 18"  
10"-034402 20 1/2"  
12"-034405 23"

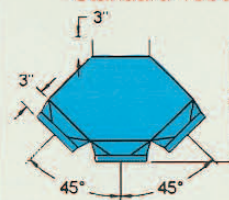
Heavy Duty-Flanged Inlets/Outlets



Size Model "A"  
6"-034533 12 1/2"  
8"-034541 16 1/2"  
10"-034524 20"  
12"-N/A

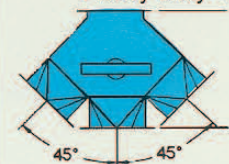
## Y THREE-WAY VALVE

Standard-Tube Inlets/Outlets



Size Model "A"  
6"-034397 14 1/2"  
8"-034400 18"  
10"-034403 21"  
12"-034406 23 3/8"

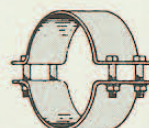
Heavy Duty-Flanged Inlets/Outlets



Size Model "A"  
6"-034558 14"  
8"-034567 20"  
10"-N/A  
12"-N/A

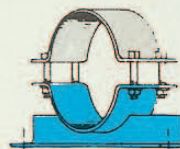
## Z CLAMPING BANDS galvanized

	HALF	PAIR W/HDWR
6"	035003	036617
8"	035004	036618
10"	035005	036619
12"	035006	



## AA MOUNTING BRACKET

6" - 036620  
8" - 036621  
10" - 036622

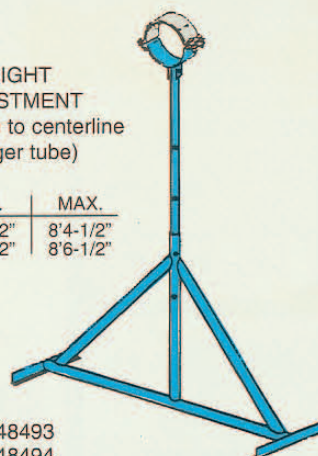


## AB ADJUSTABLE SUPPORT STAND FOR INCLINED AUGER

HEIGHT  
ADJUSTMENT  
(from base to centerline  
of auger tube)

	MIN.	MAX.
6"	4'7-1/2"	8'4-1/2"
8"	4'9-1/2"	8'6-1/2"

6" - 048493  
8" - 048494




## AC 45° ELBOW



6" - 024168  
8" - 024170  
10" - 024172  
12" - N/A

	6"	8"	10"
A	9-1/2"	9"	8-1/2"

## AD DOWNSPOUT TUBE



Size	Type	20' Long Model	40' Long Model
6"	12 GA. UNPAINTED H.R.	001698	036795
6"	7 GA. UNPAINTED H.R.	001563	036796
8"	12 GA. UNPAINTED H.R.	001229	001659
8"	7 GA. UNPAINTED H.R.	001291	036797
10"	12 GA. UNPAINTED H.R.	001697	036798
10"	7 GA. UNPAINTED H.R.	001565	036799
12"	12 GA. UNPAINTED H.R.	022317	036800
12"	7 GA. UNPAINTED H.R.	001566	036801
4"	14 GA. GALVANIZED	036790	036802
6"	14 GA. GALVANIZED	001210	036803
6"	12 GA. GALVANIZED	036792	036233
8"	12 GA. GALVANIZED	036793	024302
10"	12 GA. GALVANIZED	047334	036804
12"	12 GA. GALVANIZED	036794	036809

## AE FLEXIBLE SPOUTING GALVANIZED

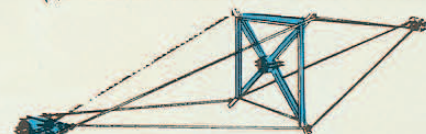
4" x 5' FLEX SPOUT	036534
4" x 25' ROLL FLEX TUBE	001698
6" x 5' FLEX SPOUT	035175
6" x 10' FLEX SPOUT	036432
6" x 25' ROLL FLEX TUBE	036899
6" SQ. FLANGE RING ADPTR	035215
8" x 5' FLEX SPOUT	035176
8" x 10' FLEX SPOUT	036433
8" x 25' ROLL FLEX TUBE	036987
8" SQ. FLANGE RING ADPTR	035216
10" x 5' FLEX SPOUT	035177
10" x 10' FLEX SPOUT	036454
10" x 25' ROLL FLEX TUBE	036988
10" SQ. FLANGE RING ADPTR	035217
12" X 5' FLEX SPOUT	036984
12" X 10' FLEX SPOUT	036983
12" X 25' ROLL FLEX TUBE	036982
12" SQ. FLANGE RING ADPTR	035218



FLANGE  
ADAPTOR  
REQUIRES  
DRILLING AND  
BOLTING TO  
FLEX TUBE.

## AF STAR TRUSSING KITS

(3/8" AIRCRAFT CABLE REQUIRED. NOT FURNISHED)



1, 2, 3 and 5 stars available. (see price list)

## AG CONNECTOR SLEEVE (GALVANIZED)

6" x 15" - 036327  
8" x 15" - 036328  
10" x 21" - 036329  
12" x 27" - 035034



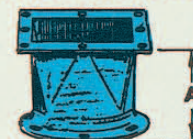
AHB TYPE

6" x 24" - 024045 8" x 24" - 024048

## AH SQUARE TO ROUND TRANSITION

Must be used when discharging from square to round.

6" - 035455  
8" - 035458  
10" - 035461  
12" - 036431



	6"	8"	10"	12"
A	7"	9"	11-1/2"	12"



"Blue's The One For You!"

9364 No. 45th St.  
Omaha, Nebraska 68114  
1-800-367-6208

Fax: 402-453-0471

A division of the TIC United Corp.